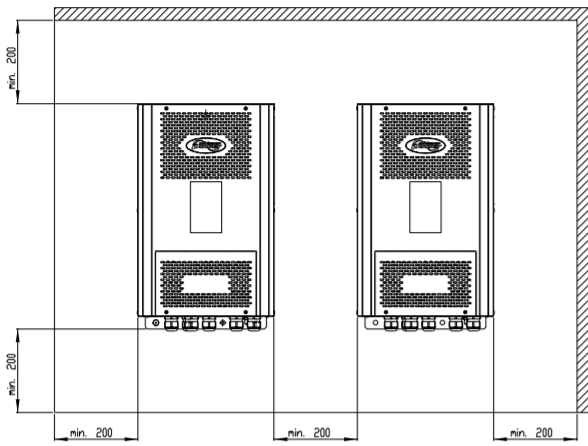
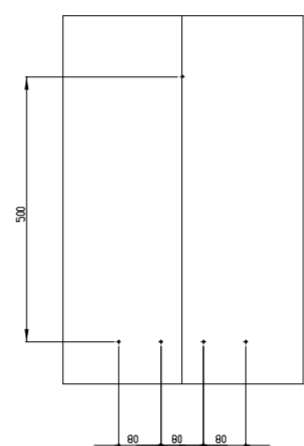


# Whisper Power Centre Quick Starting Guide

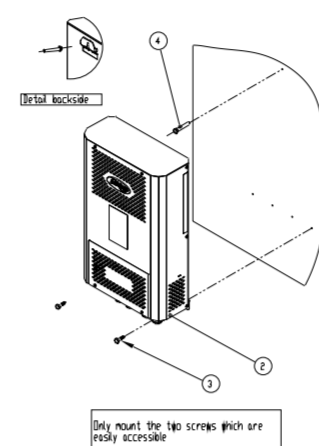
Recreational vehicles • Commercial trucks • Industrial systems • Remote homes • Marine




1. Locate position with proper ventilation, no humidity




2. Prepare fixation point




3. Mount unit




4. Connect generator AC



5. Connect grid AC



6. Connect Out 1



7. Connect Out 2



8. Connect earthing cable



9. Connect Remote cable WPCbus



10. Connect Remote cable DDCbus



11. Connect BSI (optional)




12. Connect autostart



13. Connect BTS (optional)



14. Connect Negative bat



15. Connect Positive bat



16. Refer to manual for settings



smart energy solutions